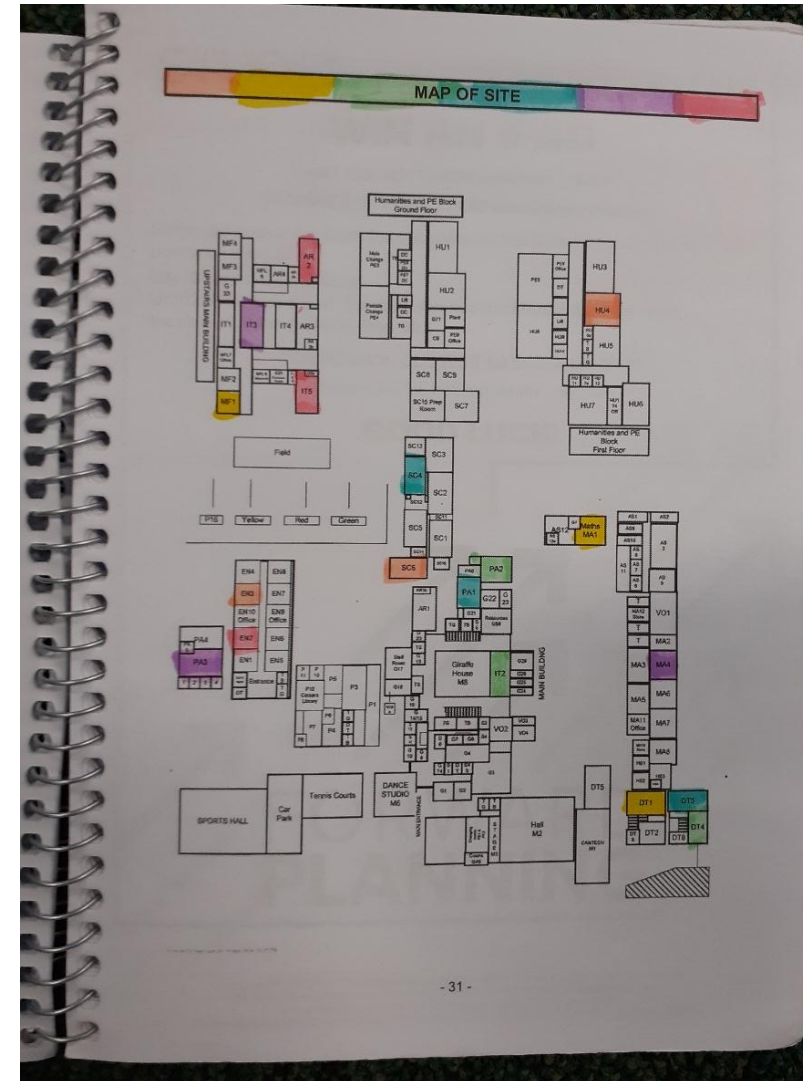
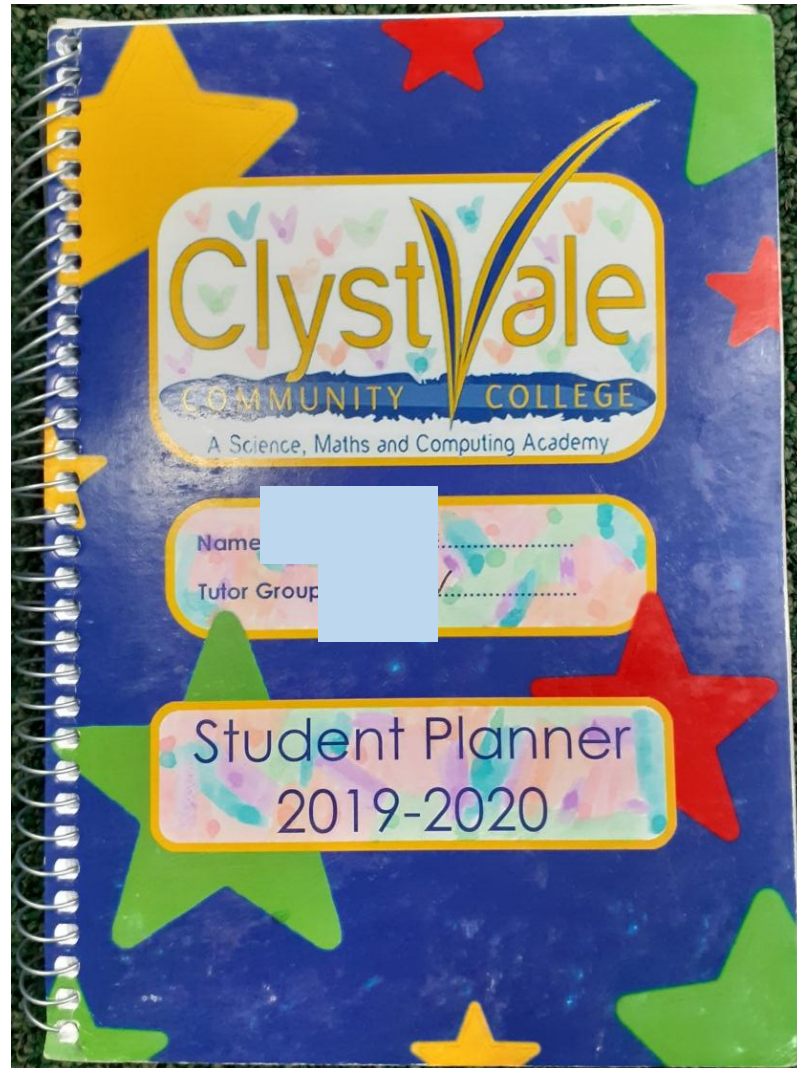


# Getting yourself organised at Clyst Vale



**We give you a planner each year at Clyst Vale.**

**This notebook is for your timetable, and to write down what home learning has been set. It has a map of the school in it, to help you find your way around.**



It is a  
diary as  
well

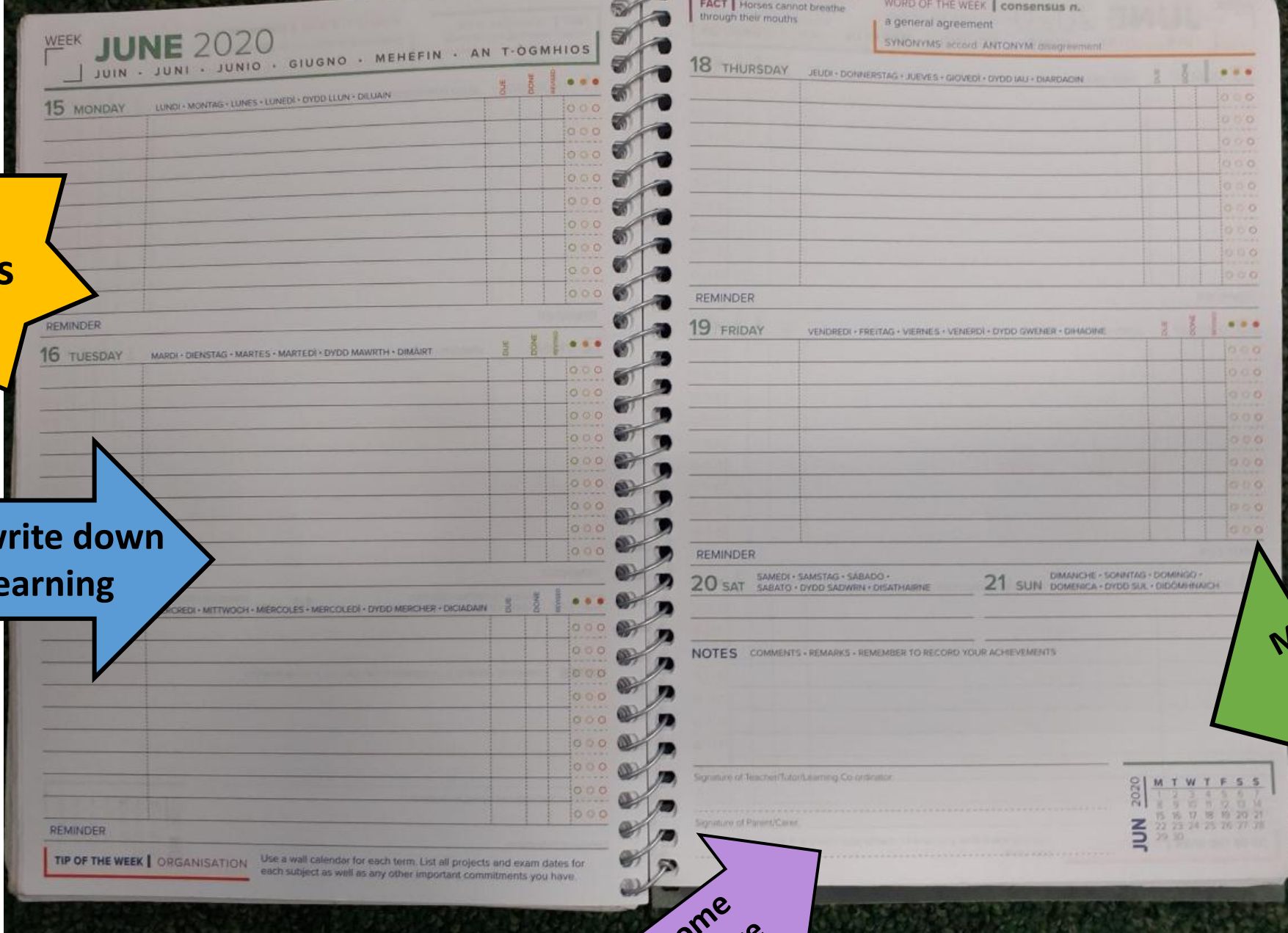
Space to write down  
your home learning

Messages to  
or from home

Home  
signature

We ask your parent/carer to sign your planner each week.

Your tutor will sign it too.





Timetable -  
as at 12/06/20

	1	2	3	4	5	6
MonA	Hu GKEHU4	Ft MM/MF1	Mu KS PA2	Fn AC DT3	Ma MPFMA4	
TueA	Pe DST	En NS EN2	Sc KAL SC6	La MM/MF1	Ma DK2 MA7	
WedA	Te JPU IT 2	Rl KAL SC6	Sc BCO SC4	Dr EW PA4	Ad SW/AR2	
ThuA	Hu GKEHU4	Ma DK2 MA8	Rl KAL SC6	Pe DST	En KBEEN3	
FriA	Te JPU DT1	Sc BCO SC4	En KBEEN3	Ma MPFMA4	La RD MF1	

	1	2	3	4	5	6
MonB	En NS EN2	Fn AC DT4	Sc KAL SC6	La RD MF1	Dr RKEPA1	
TueB	La MM/MF1	Pe HE	En NS EN2	Sc KAL SC6	Hu GKEHU4	
WedB	It JPU IT 2	La MM/MF1	Hu GKEHU4	Ma MPFMA4	En KBEEN3	
ThuB	Hu GKEHU4	La MM/MF1	Rl AW/IT 5	It ABA/IT 3	Ad SW/AR2	
FriB	Sc BCO SC6	Ft MM/MF1	Ma MPFMA4	Mu KS PA2	Pe DST	

ABA: Mr A S Bailey  
AC: Mrs A M Crook  
AWO: Mr A Workman  
BCO: Mr B Cooksley  
DK2: Mr D Kumar  
<etc...>

KAL: Mrs K J Albutt  
KBD: Mrs K Borgen-Davis  
KS: Mrs K A Sprenkel  
MMC: Miss MR McConnachie  
MPR: Ms M Prance  
12/06/2020 14:09

You get a printed timetable  
which you copy into your planner

Week A

	1	2	3	4	5
Mon	Mr Kerrigan Humanities HU4	Mrs Sutton course 42 MF1	Mrs Epton Music PA2	Mrs Crook Food/Nut DT3	Miss Prance Maths MA4
Tue	PE DST	Mr Simpson English EU2	Mrs Albutt Science SG6	Miss McConnachie Languages MF1	Mr Kumar Maths MA1
Wed	Mr Pritchall Tech IT2	Mrs Albutt Read 2 learn SC6	Mr Cooksley Science SCL4	Miss Williams Drama PA3	Mrs Walton Art + Design AR2
Thu	Mr Kerrigan Humanities HU4	Mr Kumar Maths MA1	Mrs Albutt Read 2 learn SC6	PE DST	Mrs Borgen-Davis English ED3
Fri	Mr Pritchall Tech DT1	Mr Cooksley Science SCL4	Mrs Epton English EU3	Mr Kumar Maths MA1	Miss Prance Languages MF1

Timetable

Week B

	1	2	3	4	5
Mon	Mr Simpson English EN2	Mrs Crook Food/Nut DT4	Mrs Albutt Science SC6	Miss Prance Languages MF1	Miss Ruscoe Drama PA1
Tue	Miss McConnachie Languages MF1	PE HE	Mr Simpson English EN2	Mrs Albutt Science SC6	Mr Kerrigan Humanities HU4
Wed	Mr Pritchall IT ITL	Miss McConnachie Languages MF1	Mr Kerrigan Humanities HU4	Miss Prance Maths MA4	Mrs Borgen-Davis English EN3
Thu	Mr Kerrigan Humanities HU4	Miss McConnachie Languages MF1	Mrs Albutt Read 2 learn SC6/ITS	Mr Bailey IT IT3	Mr Pritchall Art + Design AR2
Fri	Mr Cooksley Science SCL4	Mr Sutton course 42 IT2	Mr Kumar Maths MA1	Miss Sprenkel Music PA2	PE HE

Clyst Vale has a two-week time table  
to fit in all your lessons:

Week A, then Week B, then back to week A and so on. Let's take a closer look at the time table on the next slide.



**Timetable**  
as at 12/06/20

**Student X**

	1	2	3	4	5	6
<b>MonA</b>	Hu GKEHU4	Ft MMMF1	Mu KS PA2	Fn AC DT3	Ma MPFMA4	
<b>TueA</b>	Pe DST	En NS EN2	Sc KAL SC6	La MMMF1	Ma DK2MA7	
<b>WedA</b>	Te JPU IT 2	Rl KAL SC6	Sc BCO SC4	Dr EW PA4	Ad SW/AR2	
<b>ThuA</b>	Hu GKEHU4	Ma DK2MA8	Rl KAL SC6	Pe DST	En KBEEN3	
<b>FriA</b>	Te JPU DT1	Sc BCO SC4	En KBEEN3	Ma MPFMA4	La RD MF1	

	1	2	3	4	5	6
<b>MonB</b>	En NS EN2	Fn AC DT4	Sc KAL SC6	La RD MF1	Dr RKEPA1	
<b>TueB</b>	La MMMF1	Pe HE	En NS EN2	Sc KAL SC6	Hu GKEHU4	
<b>WedB</b>	It JPU IT 2	La MMMF1	Hu GKEHU4	Ma DK2MA7	Ad SW/AR2	
<b>ThuB</b>	Hu GKEHU4	Ma DK2MA8	Rl KAL SC6	Pe DST	En KBEEN3	
<b>FriB</b>	Sc BCO SC6	Ma DK2MA8	Mu KS PA2	Pe DST		

ABA: Mr A S Bailey  
 AC: Mrs A M Crook  
 AWO: Mr A Workman  
 BCO: Mr B Cooksley  
 DK2: Mr D Kumar  
 <etc...>

KAL: Mrs K J Albutt  
 KBD: Mrs K Borgen-Davis  
 KS: Mrs K A Sprengel  
 MMC: Miss M R McConnachie  
 MPR: Ms M Prance  
 12/06/2020 14:09

<b>FriB</b>	Sc BCO SC6	Ma DK2MA7
-------------	---------------	--------------

ABA: Mr A S Bailey  
 AC: Mrs A M Crook  
 AWO: Mr A Workman  
 BCO: Mr B Cooksley  
 DK2: Mr D Kumar

It is a bit like working out a code.

Sc = Science, BCO = Mr B. Cooksley, SC6 = Science lab 6.

**So first lesson on Fridays in Week B,  
student X has Science in lab 6 with Mr Cooksley.**

**You will soon get used to it, and there are lots of people to help you.**

You can see on the time table that there are five lessons each day.  
This is how the day is **normally** organised:

Time	What happens?	Notes
8.50 – 9.05	Morning registration	Time in your Tutor Group with your Tutor.
9.05 -10.05	Lesson 1	Go to your first lesson.
10.05 – 11.05	Lesson 2	Move to another classroom for lesson 2.
11.05 – 11.25	Morning break	Break! Hot and cold food in the canteen and the Giraffe House; time to chat, refill your water bottle and go to the toilet.
11.25 -12.25	Lesson 3	Make sure you reach lesson 3 in good time after break.
12.25 – 1.25	Lesson 4	Nearly there...
1.25 – 2.10	Lunch break	This is a longer break; there is time to play on the field or try out a lunch time club as well as eat if you are hungry again
2.10 – 2.20	Afternoon registration	More time in your Tutor Group
2.20 – 3.20	Lesson 5	Final lesson of the day. When your teacher dismisses you, line up for your bus at the coach park or go to your pick-up point.

If you have gone back to your primary school, you will know that things are not **'normal'** in schools just now.

Dr Bawn, the school governors and your new teachers are still discussing how Cyst Vale will work next term.

Please do not worry. We will:

- **Tell you and your parents** about the new arrangements when they are agreed
- **Be patient with each other** as we learn slightly different routines – they will be new for us all!
- **Listen to you** if anything makes you anxious





# Finally, something you can do to get ready:

## Prepare your pencil case!

Having the right equipment gets you off to a great start.

## We ask you to bring:

- Pencils, sharpener and eraser
- Pens – we use black ink
- Red biro for maths
- Highlighter pen
- Colours, either coloured pencils or felt tips
- Ruler
- A Casio 83 or 85 calculator (maths)
- An A4 folder to protect work sheets

## It is also useful to have your own:

- Scissors
- Glue stick

Please **do not** bring liquid correcting fluid like Tip Ex  
It is too messy!

